


Tip #2—If you see matches or a lighter, go tell a grown-up!

Luis finds matches and a lighter. He tells his mother. His mother puts them in a safe place. She thanks Luis for telling her. Number the pictures from 1 to 4 to tell the story in the correct order.




Tip #4—Make safe decisions!

Be safe. Find the three unsafe pictures and cross them out with an "X".



Tip #3—Never touch matches or lighters! One small match or the flick of a lighter could cause a very big fire. Fires can burn you and burns hurt a lot! If you see matches in a place you can reach, what should you do? Color each number 2 to find the answer.



Tip #5—Practice fire safety!

Trace over the letters to complete each fire safety message.



If your clothes catch on fire,

Stop, Drop
and Roll!

If you get a burn, go right away and



Cool the Burn
in Cool Water!



SAMPLE

Fire-Safe Friends

Hi, we're Bill and Maria.
We are firefighters and we need your help!



Fire is very dangerous. Can you guess how many fires are started by kids every year? 10? 100? Every year kids start nearly 100,000 fires.

These Fires cause painful burns and injuries to kids and adults — even to the firefighters that put the fires out. Fires also destroy homes.

Follow tips #1-#5 to help us prevent fires and burns!

Tip #1—Stay away from things that can cause fires and burns!

Place an X over the "hot" things.



© 2001 Syndistar, Inc.
5801 River Road, New Orleans, LA 70123-5106
800-841-9532 Fax 888-259-8992 www.syndistar.com